

Cm1

Nom:

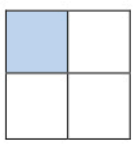
Prénom:

- Donner un sens à une fraction.
- Utiliser une fraction dans une situation de partage ou pour exprimer la longueur d'un segment.

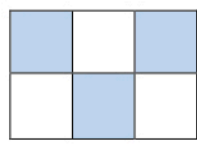
Exercices

Les fractions

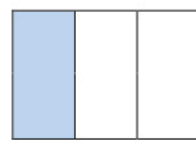
1 Ecris la fraction qui correspond à la partie coloriée.



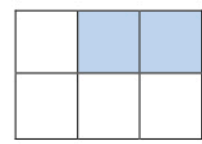
.....




.....



.....

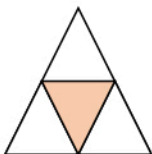


.....

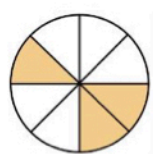


.....

2 Ecris la fraction qui correspond à la partie coloriée.




.....



.....



.....

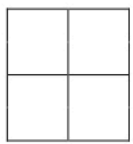


.....

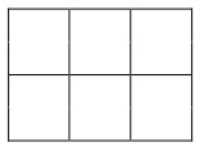
3 Colorie dans chaque figure la partie qui correspond à la fraction.



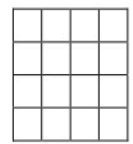
$$\frac{3}{8}$$



$$\frac{1}{4}$$




$$\frac{4}{6}$$

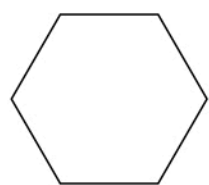


$$\frac{12}{16}$$


4 partage les figures suivantes et colorie la partie qui correspond à la fraction proposée.




$$\frac{1}{4}$$



$$\frac{5}{6}$$



$$\frac{2}{8}$$



$$\frac{6}{8}$$